

TE TIROHANGA I TE KÖREROTANGA O TE REO RANGATIRA I ROTO I NGĀ KĀINGA MĀORI ME NGĀ ROHE

Survey of Language Use in Maori Households
and Communities

PĀNUI WHAKAMŌHIO
INFORMATION BULLETIN

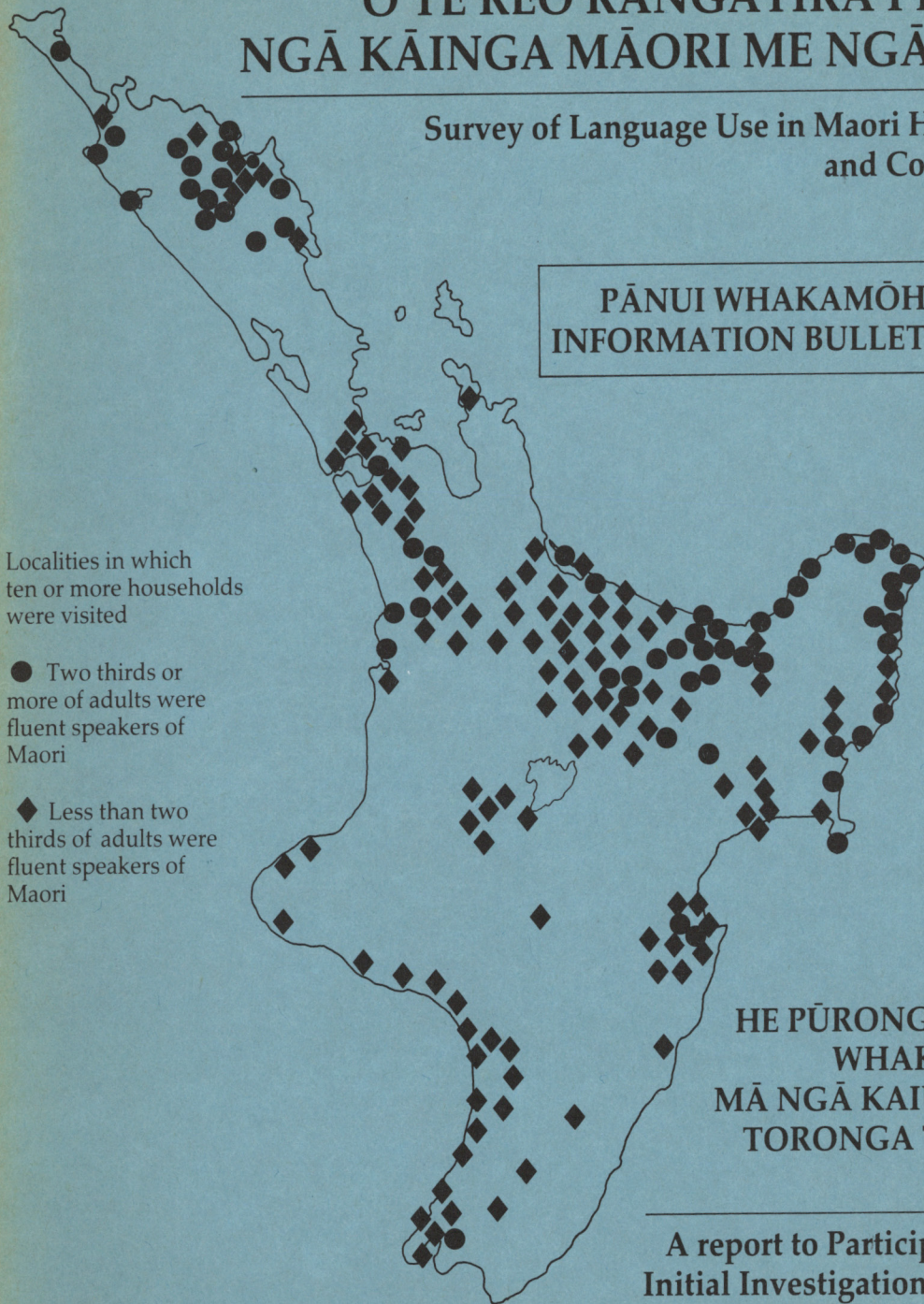
105

ISSN 0113-3063

Localities in which
ten or more households
were visited

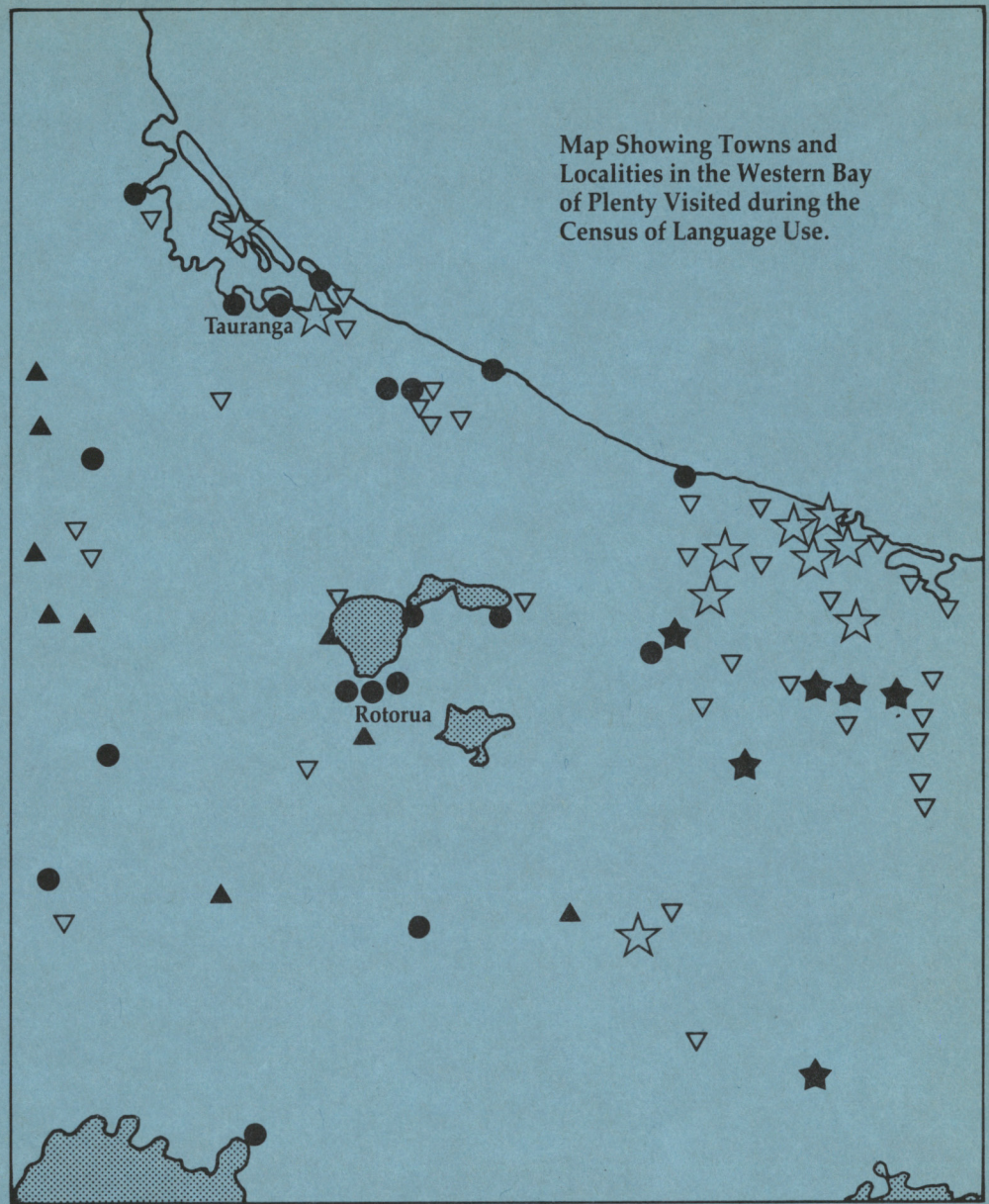
● Two thirds or
more of adults were
fluent speakers of
Maori

◆ Less than two
thirds of adults were
fluent speakers of
Maori



HE PŪRONGORONGO
WHAKAMŌHIO
MĀ NGĀ KAIURU KI TE
TORONGA TUATAHI,
1973-1978

A report to Participants in the
Initial Investigation, 1973-1978



Map Showing Towns and Localities in the Western Bay of Plenty Visited during the Census of Language Use.

Percentage of Fluent Speakers of Maori among Persons Aged 25 and over in Households Visited.

- ★ 90% or more
- ☆ 66% to 89%
- 46% to 65%
- ▲ 45% or less
- ▽ Fewer than 10 households visited

KNOWLEDGE OF SPOKEN MAORI IN KATIKATI
REREATUKAHIA AND LOWER KAIMAI
1976-1977

The Maori Language in Katikati
Rereatukahia and Lower Kaimai

Fieldwork for the census of language use in Maori communities took place in Katikati and Rereatukahia in August and September 1976 and May 1977, and in Lower Kaimai in February 1977.

The interviewers were Tawini Rangihau (Tuhoe), Maku Potae (Ngati Porou), Kathleen Grace Potae (Tuwharetoa), Judith Brown Hawera (Waikato), Phillip Hawera (Tuhoe/Ngai te Rangi/Ngati Awa), Kahu Waititi (Te Whanau-a-Apanui/Ngapuhi), Tony Magner (Maniapoto), Dennis Hanson (Ngapuhi) and John Ranby.

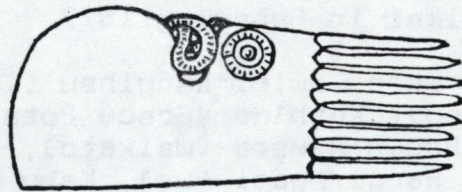
Fifteen households, with a total population of 96, were visited in Katikati. Of these 96, 94 were of Maori descent, about half of Katikati's total Maori population at that time. In Rereatukahia, nine households were visited with a total of 45 people all of Maori descent. This was about half of the area's total population at that time, nearly all of which was of Maori descent. Seven households with 39 people were included in our Lower Kaimai survey. Thirty-eight of these people were of Maori descent, about two fifths of the area's Maori population.

Three interviews were carried out entirely in Maori, eight in both Maori and English and the remaining 22 entirely in English.

Results of the Linguistic Survey

Iwi Affiliation

Our informants mentioned a total of 13 major iwi to which they or the members of their household belonged. Ngaiterangi, with 125 members (or 70 percent of the total) was the largest iwi and the second largest was Ngati Ranginui with 19 members (or 11 percent).



Ability to Speak and Understand Maori

Rereatukahia had the highest proportion of people able to speak and understand Maori with ease. Only three people over the age of 25 could not speak Maori well and all had at least some knowledge of Maori. In Katikati and Lower Kaimai while nearly everyone over 45 could speak Maori well, the proportion of fluent speakers between 25 and 44 was much lower than in Rereatukahia. Nowhere in these three communities did we come across everyone under 25 who could speak Maori well, although about half the 15 to 24 year olds in Rereatukahia and Lower Kaimai were able to understand spoken Maori easily. Altogether, about half the total number of people included in our survey of these districts had no knowledge of Maori and nearly all of these were under 25.

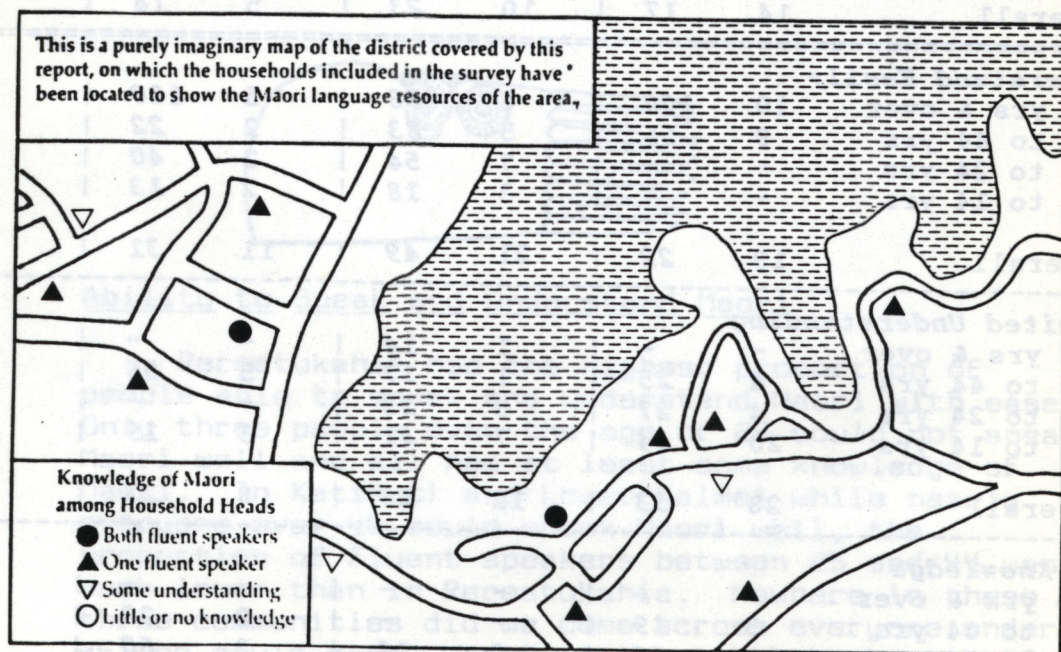
KNOWLEDGE OF SPOKEN MAORI IN KATIKATI REREATUKAHIA AND LOWER KAIMAI 1976

	Katikati		Rereatukahia		Lower Kaimai	
	No	%	No	%	No	%
Fluent Speakers						
45 yrs & over	9	90	6	86	4	80
25 to 44 yrs	4	31	4	67	1	11
15 to 24 yrs	-	-	-	-	-	-
2 to 14 yrs	-	-	-	-	-	-
Overall	14	17	10	23	5	14
Understand Easily						
45 yrs & over	10	100	6	86	5	100
25 to 44 yrs	9	56	5	83	2	22
15 to 24 yrs	-	-	7	54	2	40
2 to 14 yrs	-	-	3	18	2	13
Overall	19	22	21	49	11	31
Limited Understanding						
45 yrs & over	-	-	1	14	-	-
25 to 44 yrs	4	25	1	17	5	56
15 to 24 yrs	4	27	3	23	-	-
2 to 14 yrs	20	44	7	41	3	19
Overall	28	33	12	28	8	23
No Knowledge						
45 yrs & over	-	-	-	-	-	-
25 to 44 yrs	3	19	-	-	2	22
15 to 24 yrs	11	73	3	23	3	60
2 to 14 yrs	25	56	7	41	11	69
Overall	39	45	10	23	16	46


(Numbers and percentages refer to members of households visited; percentages have been rounded to nearest whole number).

Use of Maori Language in the Household

English was the main language used in all the homes, despite the large number of adults who could speak Maori. All the households we visited except three had dependent children and English was the main language spoken in all of them. English was used in one of the childless households and Maori was used with visitors in the other two.



KATIKATI



The Maori Language in the Community

Very few people used Maori when talking with children, neighbours and visitors. However, at least some Maori was likely to be used in religious ceremonies, and Maori was used most of the time on the marae in both formal and informal situations.

If any two adults included in our Katikati survey were to meet unexpectedly, the chances that they would be able to have a conversation in Maori would be about two in five. In Lower Kaimai the chances would have been lower - less than one in five - and higher in Rereatukahia - nearly three in four.

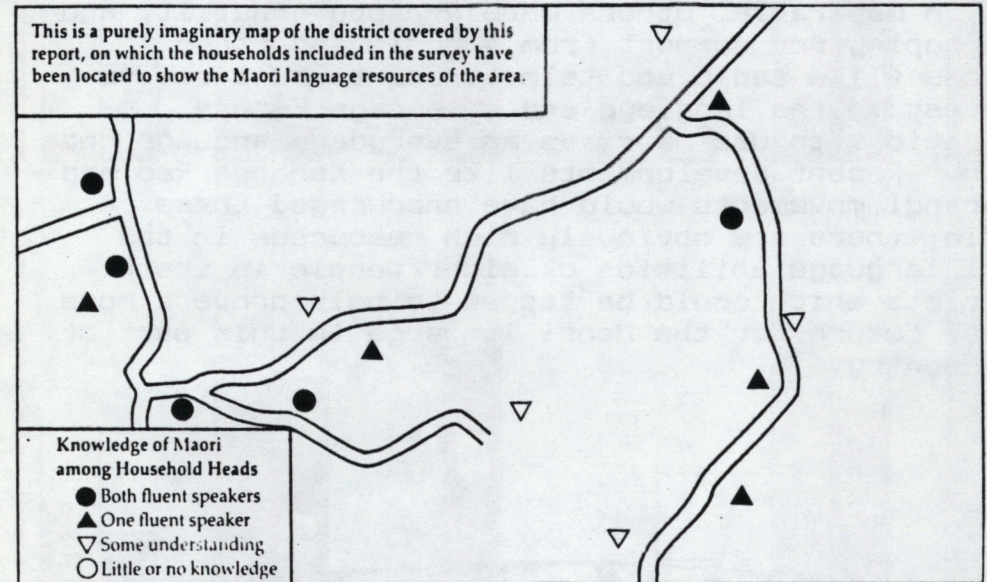

In each area, if one, or both, of the people were children the chances would be practically nil, due to the low numbers of under 15 year olds who had any understanding of Maori.

Attitudes to the Maori Language

Maori was the first language understood by over two fifths of the people we spoke to, and about the same number said it was the language they preferred to use most for conversation. A further one fifth preferred to use both Maori and English.

Several people expressed concern at the state of the Maori language and some people were trying to teach their own children and mokopuna to speak Maori, although one woman told us she had given up because she had no patience.

One person said that it was a great pity that only old people can speak Maori. Another man said he blames himself and parents like him for not teaching their children Maori. Isolation and "Pakeha influence" were also factors in the decline of use of Maori. He also said that being punished in schools for speaking Maori put many people off teaching it to their own children.



REREATUKAHIA and LOWER KAIMAI.

While some people were glad of Maori in schools and wished it could be compulsory others had different attitudes. One woman told our interviewers that she had been confused as a child by knowing two languages and so has ensured that her children know only one. Another woman thought Maori was dying out and as there was no need for it anyway, didn't speak it at home. However, she is quite happy to speak Maori with her neighbours who can speak it.

Conclusion to the Maori Language

As in many other Bay of Plenty communities, the Maori language in Katikati, Rereatukahia and Kaimai had become a language spoken mainly by adults in the 1970s. While some people accepted this as necessary or even desirable, others were unhappy about it, and were hoping for support from schools and other sources (like radio and television) to help revive interest in the language and encourage future generations to use Maori as an everyday language once again. Recent developments like the Kohanga Reo and Ataarangi movements would have encouraged these people; there are obviously rich resources in the Maori language abilities of older people in these districts which could be tapped to help prove a more secure future for the Maori language in this part of the country.

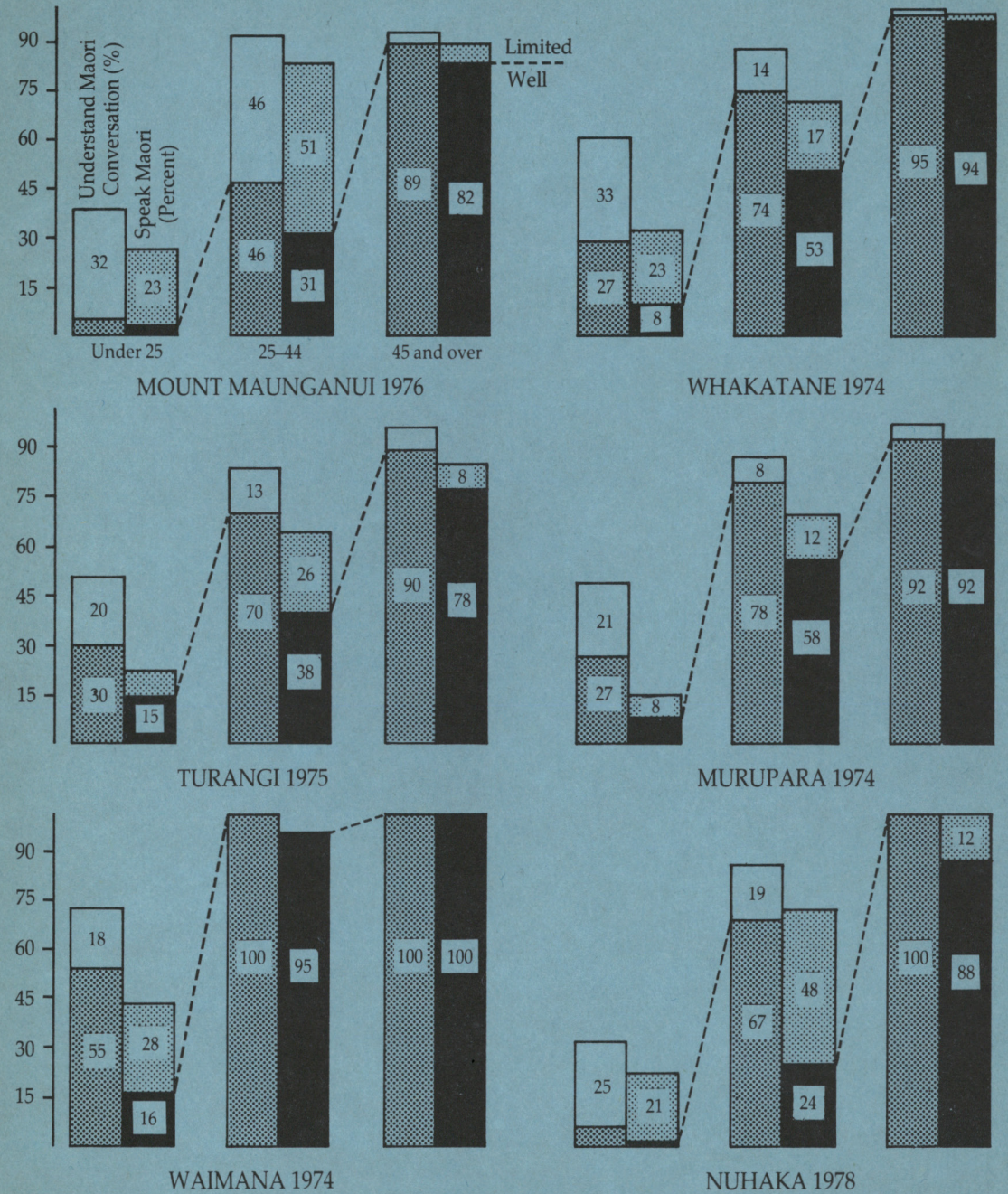


This report was prepared by:

Paula Martin
(Rangitane/Ngai Tahu)

(c) Copyright, Maori Unit, NZCER, Wellington
July 1986 (105)

Knowledge of Maori Language by Age Groups in Selected Areas at the Time of the Linguistic Census



The Survey of Language Use in Maori Households and Communities

The census of language use on which this report is based is the first part of a general study of the place of the Maori language in Maori communities, its structure, how it is spoken and written under modern conditions, and its relevance to New Zealand as a nation. This study is being conducted by the Maori Unit of the New Zealand Council for Educational Research. Fieldwork for the census phase began in Whangaroa County and Te Tii in August 1973, and ended in August 1978. Follow-up studies and studies in additional communities will be undertaken from time to time (the first of these was conducted in Waverley in August 1979).

The map on the front cover shows the approximate localities in which ten or more households were visited between 1973 and 1979. Since the linguistic census was completed, the major task of the Unit has been the analysing and reporting of the information collected. At the same time, however, studies of the structure and usage of the Maori language have commenced; these will result in a series of handbooks and other materials for teachers of Maori (including parents), and for people wishing to learn the language. An example of this is *The First Basic Maori Word List*, published in 1982. Other publications have included background studies for bilingual education projects, and reports on policy issues affecting the Maori language and Maori speakers – for example, the legal status of Maori in New Zealand.

The Purpose of This Report

This report has been prepared for the people who participated in the original survey and who provided the information on which it is based. It is hoped that it will encourage people to compare the situation now with that at the time covered by the report, and that this information will provide a basis for discussion and debate about what action, if any, each community might take to ensure that the Maori language is at least as important in the twenty-first century as it was in the 1970s.

Further Information

One copy of this report is provided free to each person interviewed during the linguistic census in the area concerned, and to local schools, Maori Language Boards, and Maori Committees. Further information about the linguistic survey, and lists of publications, may be obtained from the Maori Unit, New Zealand Council for Educational Research, P.O. Box 3237, Wellington.



Ngā Mihi/Special Thanks

Our first thanks must go to the 6,500 Maori families who entrusted us with the information presented in this series of reports. Fieldwork for the survey was funded substantially by contributions from the Lottery Board of Control, Fletcher Holdings Limited, the Maori Purposes Fund, and the Maori Education Foundation. The coding and analysis of the data was supported initially by a grant from Fletcher Holdings Limited, and further financial assistance for these purposes has been provided by Mobil Oil N.Z. Limited, the Post Primary Teachers Association, the New Zealand Educational Institute and the Raukawa Trustees. The writing of these reports was made possible by the generosity of the J.R. McKenzie Trust.